

How to use

Nyxoid® Naloxone Nasal Spray

as part of an opioid overdose response



Step 1

Safety

Check the person and area for anything unsafe.



Step 2

Opioid overdose? Look for the signs

- Not responding
- Pinned pupils
- Not breathing normally - shallow slow breathing or snoring
- Pale or cold skin, blue or grey lips and fingertips



Step 3

Call Triple Zero (000)
and put on speaker phone while you
administer Nyxoid®



Step 4

Lie person on back and check their nose
is clear

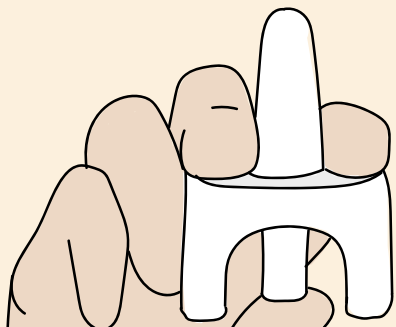


Step 5

Hold Nyxoid® like this

Remember Nyxoid® contains 1 dose only.

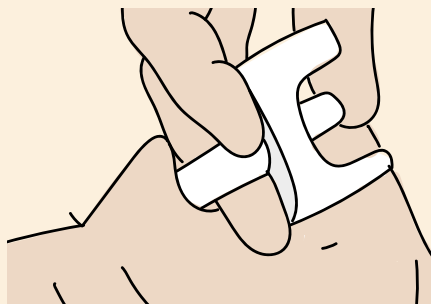
Do not press to test!



Step 6

Give Naloxone into nose

Insert Nyxoid® nozzle in nostril. Press until it clicks to give the dose.



Step 7

Are they breathing?

If not, use rescue breathing and/or chest compressions.

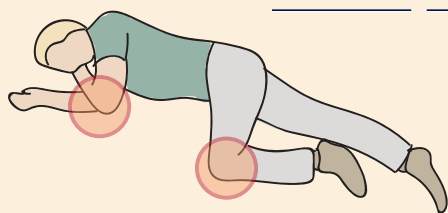
(2 breaths / 30 compressions)



Step 8

Recovery

Put person in 'recovery position' if you know how. Stay with them until ambulance arrives.

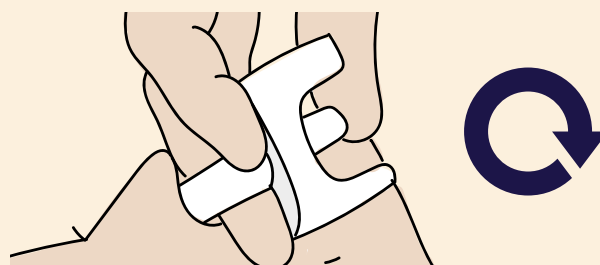


Step 9

Repeat dose if needed

If no response, give 2nd dose of Nyxoid® in other nostril.

If available, give another dose every 2 minutes until the person recovers or ambulance arrives.



Nyxoid® takes 2-5 minutes to start working and lasts 30-90 minutes.

For information and support call The National Alcohol and Drug Hotline, 24 hours a day, 7 days a week on **1800 050 015** for free from anywhere in Australia.